



NEW-AGE CREATION



METTALIC
SERIES



800x1600mm

9mm Thickness



FEEL FOREVER
EMINENCE WITH MULTI-PURPOSE
SURFACES

Experience the perfect fusion of style and functionality as our products become a reflection of your unique taste and personality, elevating every corner of your living spaces with timeless charm.

www.mottogroup.in



Crafted for Perfection
Designed for you



Enduring Beauty Lasting Forever

Explore our vibrant new tile series featuring five distinct colors, each carefully curated to enhance your living spaces. From the bold richness of deep hues to the subtle elegance of softer shades, there's a perfect option for every aesthetic.

Whether you desire a striking feature wall or a harmonious floor, our tiles offer endless design possibilities.

Size-
800x
1600mm

Thickness-
9mm

Finish-
METTALIC

Size-
60x
250mm

Thickness-
8.5mm

Finish-
Digi Matt + Mettalic Effect + Punch

APPLICATIONS

Leading towards the enhancement of our lives, we apt to do the impossible. Same goes round here as well. Utilizing the state of the art technology, we are here to mesmerize you with surfaces which are applicable in many various spaces. These high end surfaces can be applied on the spaces which appreciates durability & endurance.



RESIDENTIAL



RESTAURANT



GARDEN & POOL



SHOPS



HOTELS



MALLS



OFFICE



PUBLIC SPACES



TRAIN STATION



AIRPORTS

FEATURES



STRONG : Strength is the inherent feature of our indeed creation. We strive to deliver a melange of strength, craftsmanship, and size delivering function benefits as per the requirement of ambience



LIGHT : Subtleness with strong identity yet light in weight. Create interiors that interact with the architectural space with a refined look



SELF LEVELLING : This next level feature create a smooth and even surface which makes it the most convenient among all.



GREEN : At Motto Group, we are committed to the environment and recognize that sustainability is an significant and and crucial part of our journey, we make it happen by producing trendsetting tiles in a zero-waste manufacturing process.


Metal Green

Size : 800x1600mm

Finish : Metallic

Design : Random

Thickness : 9mm



Size : 60x250mm

Finish : Digi Matt + Metallic Effect + Punch

Design : Random

Thickness : 8,5mm




Scan For Virtual






Metal Pearl

Size : 800x1600mm
Finish : Mettalic
Design : Random
Thickness : 9mm



Size : 60x250mm
Finish : Digi Matt + Mettalic Effect + Punch
Design : Random
Thickness : 8,5mm



Scan For Virtual





Metal Dark Blue

Size : 800x1600mm

Finish : Metallic

Design : Random

Thickness : 9mm



Size : 60x250mm

Finish : Digi Matt + Metallic Effect + Punch

Design : Random

Thickness : 8,5mm



Scan For Virtual







— METAL DARK BLUE

Metal Black

Size : 800x1600mm
Finish : Metallic
Design : Random
Thickness : 9mm



Size : 60x250mm
Finish : Digi Matt + Metallic Effect + Punch
Design : Random
Thickness : 8,5mm



Scan For Virtual





Metal Grey

Size : 800x1600mm

Finish : Metallic

Design : Random

Thickness : 9mm



Size : 60x250mm

Finish : Digi Matt + Metallic Effect + Punch

Design : Random

Thickness : 8.5mm




Scan For Virtual






Metal Silver

Size : 800x1600mm
Finish : Metallic
Design : Random
Thickness : 8mm



Size : 60x250mm
Finish : Digi Matt + Metallic Effect + Punch
Design : Random
Thickness : 8.5mm



Scan For Virtual



MOTTO
Tiles & Bathware



Metal Beige

Size : 800x1600mm
Finish : Metallic
Design : Random
Thickness : 8mm





Size : 60x250mm
Finish : Digi Matt + Metallic Effect + Punch
Design : Random
Thickness : 8.5mm



Scanne il QR Code






THE RIVERTOWN
HOTEL

— METAL BEIGE

Iron Choco

Size : 800x1600mm

Finish : Metallic

Design : Random

Thickness : 9mm



Scan For Virtual




Iron Ivory

Size : 800x1600mm

Finish : Metallic

Design : 3 Phase Random

Thickness : 8mm



View our 360°




Iron Aqua

Size : 800x1600mm

Finish : Metallic

Design : Random

Thickness : 9mm



Scan For Virtual



MOTTO
TILES & SURFACES


Iron White

Size : 800x1600mm

Finish : Metallic

Design : Random

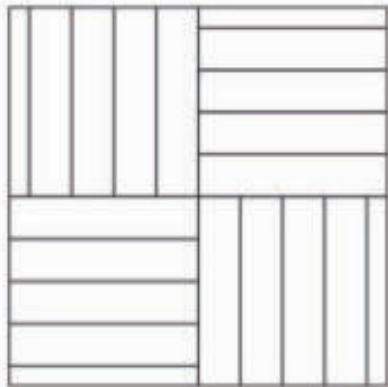
Thickness : 8mm




Scanne il QR Code




LAYING PATTERNS



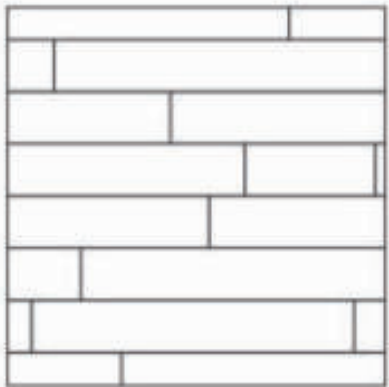
Cross Hatch




Vertical Stack Alternating




Vertical Stack



Wood Strip



Hearingbone 45 Degree



Hearingbone

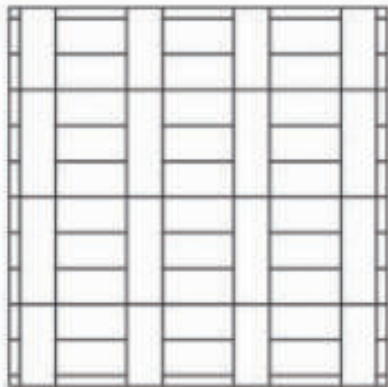



Double Hearingbone




Degree of Colour Change

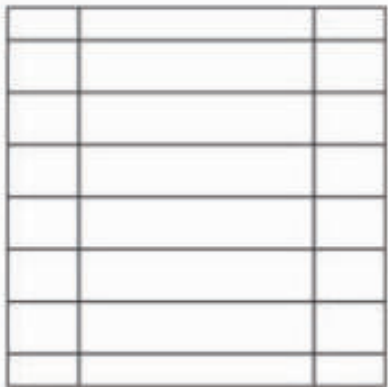
HUGH SHADE & TEXTURE VARIATION WITHIN EACH CARTON



Ladder System



Horizontal Brick Bond



Horizontal Strck

Please note that there may be variations in the colours due to the random design concept, which is part of the unique beauty of this concept. We advise you to view the actual tiles before making a final decision on colours. It is important to keep a gap of 2 mm between tiles during installation.

As a Precautionary measure, we recommend conducting a dry mock installation of the tiles to ensure seamless final installation.

Keep in mind that size and shape variation are inherent properties of all vitrified tiles and should not be considered as a manufacturing defect.

Claims made post-installation will not be address.

We are honoured to be a part of your home and are committed to providing you with a lifetime of joy and happiness.

WORKING WITH THE VARIOUS VERSIONS OF TILES FINISH

CUTTING WITH DIAMOND DISCS



Our products can be cut using diamond discs fitted onto the hand-held electrical grinding machine. The speed of Disc rotation must be high (>10000 RPM) and should have a low feed rate (<1 in/min). It may be required to cool the disc with water. Recommended discs are the thin types generally used for cutting porcelain stoneware. The surface should be kept on a FLAT base while cutting without any gap underneath

DRILLING



You can use cutting discs fitted to battery-operated screwdrivers or angle grinders, electrical drills as an alternative.

INTERNAL CUT / L-SHAPED CUT

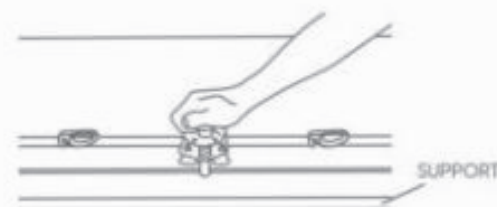
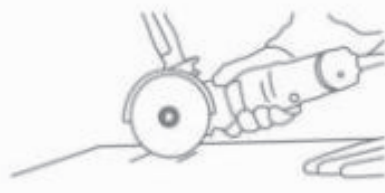


To get internal and L-shaped corners & to reduce the risk of breakage, round off the vertex of the internal corner using bits with a radius of at least 5mm. Then cut with diamond discs, be cautious to stop moving the cutting tool forward. To drill and cut using diamond discs, follow the instructions provided above.

When using these tools:

- Cool the point being drilled with water
- Don't put too much pressure and bear in mind the resistance of the type of laminated stoneware you are working on
- If you are using tungsten bits, start drilling at a low speed
- If you are using drills or screwdrivers, do not select hammering mode

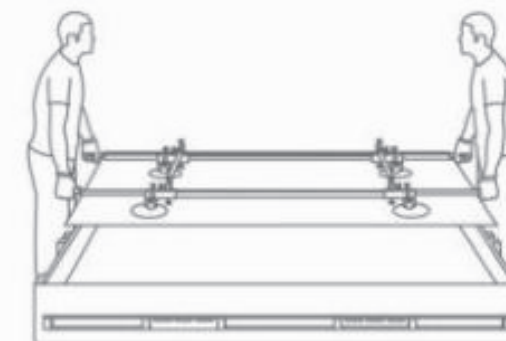
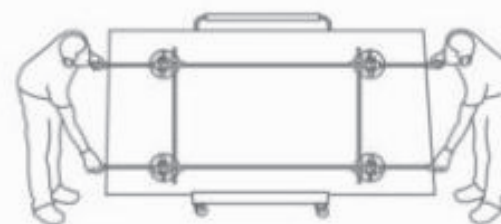
EDGE-FINISHING



MANUALLY TRANSPORTING PORCELAIN FINISH

Only for 1/4- Slabs

MOVING OUR TILES



RAISING TILE ONTO A BENCH

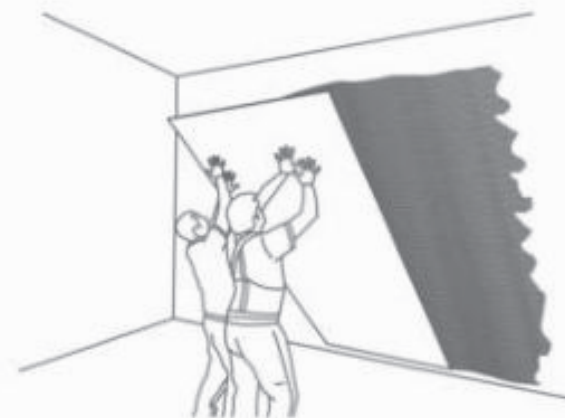


✗ INCORRECT

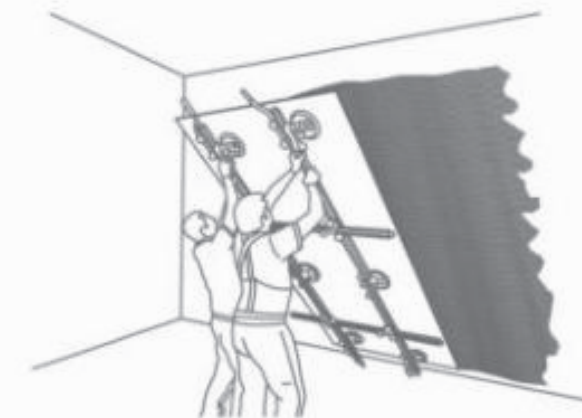


✓ CORRECT

HANDLING TILES FOR WALL



✗ INCORRECT



✓ CORRECT

CLEANING & MAINTENCE

Our products are non porous (due to their high quality raw materials, stringent production parameters and state of the art technology), hence any dust or deposited waste cannot penetrate the surface.

For most cases only a damp cloth is sufficient for cleaning.

Regular cleaning highlights the aesthetic features of the surface and gives it exceptional shine.

For highly aggressive cleaning caused by some common food and substances follow the table below.

TYPE OF STAIN	CHEMICAL PRODUCT	EXAMPLE
Grease	Alkaline - Solvent	Detergent
Oil	Solvent	Ammonia, Baking Soda
Ink	Oxidant - Solvent	Alcohol, Liquid Bleach, NailPaint Remover
Rust	Acid	Hydrochloric Acid, Vinegar, Red Harpic
Lime	Acid	Descaling Reagent, Hydra Chloric Acid
Cement	Acid	Hydro Chloric Acid
Wine	Alkaline	Ammonia, Liquid Bleach
Coffee	Alkaline - Solvent	Ammonia, Liquid Bleach
Rubber	Solvent	Alcohol, Thinner
Plaster	Acid	Hydro Chloric Acid
Candle Wax	Solvent	Alcohol, Thinner
Iodine	Oxidant	Liquid Bleach
Blood	Oxidant	Liquid Bleach
Ice Cream	Alkaline	Liquid Bleach


Note: it is recommended that any kind of stain needs to get clean immediately / as soon as possible.

TECHNICAL SPECIFICATIONS

CHARACTERISTIC	STANDARD AS PER ISO-13006/2018 En14411 gbla	MOTTO VALUE	TEST METHOD
Regulatory Properties			
Deviation in Length & Width	+0.5%	+0.2%	ISO 10545-2
Deviation in Thickness	+5%	+5%	ISO 10545-2
Straightness of Sides	+0.5%	+0.2%	ISO 10545-2
Rectangularity	+0.5%	+0.2%	ISO 10545-2
Surface Flatness	+0.5%	+0.3%	ISO 10545-2
Colour Difference	AE<1.00	AE<0.30	ISO 10545-16
Glossiness	As per Mfg.	As Per Mfg.	GlossMeter
Structural Properties			
Water Absorption	<0.5 %	<0.3 %	ISO 10545-3
Apparent Density	As Per Mfg.	>2.20 g/cc	ISO 10545-3
Massive Mechanical Properties			
Modulus of Repture	Min.35N/mm ²	Min.40N/mrn ²	ISO 10545-4
Breaking Strength	Min. 1300 N	Min. 2000 N	ISO 10545-4
Impact Resistance	As per Mfg.	Min. 0.55	ISO 10545-4
Surface Mechanical Properties			
Surface Abrasion Resistance	As per Mfg.	Min. class 3	ISO 10545-7
Moh's Hardness	As per Mfg.	Min. class 4	BS EN 15771
Thermo Hygrometric Properties			
Frost Resistance	As Per Mfg.	Frost Proof	ISO 10545-12
Thermal Shock Resistance	Min. 10 Cycle	Min. 10 Cycle	ISO 10545-9
Moisture Expansion	Max. 0.6mm/m	Max. 0.02mm/m	ISO 10545-10
Thermal Expansion	Max. 9.0 x 10 ⁻⁶	Max. 6.0x10 ⁻⁶	ISO 10545-8
Chemical Properties			
Chemical Resistance	As Per Mfg.	No Damage	ISO 10545-13
Stain Resistance	Resistant	Resistant	ISO 10545-14
Safety Properties			
Slip Resistance	As per Mfg.	N. A.	DIN 51130
Fire Resistance	As per Mfg.	Fire Proof	N. A.

PACKING DETAILS

Dimension (mm)	No. of PC's/Box	Square Feet	Weight (Approx)
800x1600mm	2 Pcs.	27.55 Sq. Feet	52 Kg.
60x250mm	32 Pcs.	5.167 Sq. Pcs.	10 Kg.



MOTTO GROUP

8-A, National Highway, Sartanpar Road, At. Sartanpar,
Ta. Wankaner, Morbi - 363 621, Gujarat, INDIA

Mail. info@mottogroup.in, **Web.** www.mottogroup.in

Toll-free. 1800 123 2124

Call. +91 95123 80072

Scan for Catalogue

